



ಬೃಹತ್ ಬೆಂಗಳೂರು ಮಹಾನಗರ ಪಾಲಿಕೆ
Bruhat Bengaluru Mahanagara Palike



BBMP COVID-19 WAR ROOM 12.12.2022



OVERVIEW OF COVID-19 IN BENGALURU

CASE TRENDS ACTIVE CASES **1,344**

<u>Confirmed Cases</u>	<u>Recovered Cases</u>	<u>Death Cases</u>
10	44	0
18,76,396 #	18,58,062 #	16,990 #

HOSPITALIZATION **1**

<u>ICU – V</u>	<u>ICU</u>	<u>HDU</u>	<u>General</u>
-	-	-	1

INCLUDES GOVT. QUOTA AND PRIVATE WALK-IN HOSPITALIZATION

VACCINATION **59** 2,04,94,176 #

<u>First Dose</u>	<u>Second Dose</u>	<u>Precaution Dose</u>
5	11	43
96,79,644 #	94,84,120 #	13,30,412 #

TRIAGING

MTU

3

ACTIVE CZs

0

TESTING **524** 3,19,94,042 #

<u>Positivity : 2.24%</u>	<u>RAT</u>	<u>RTPCR</u>
2.24%	88	436
<small>*FOR LAST 7 DAYS</small>		

Tele Triage

5

MCZs (< 5 cases)

0

Clusters (> 5 cases)

0

: indicates cumulative numbers till date



ABSTRACT OF COVID-19 SCENARIO IN BENGALURU

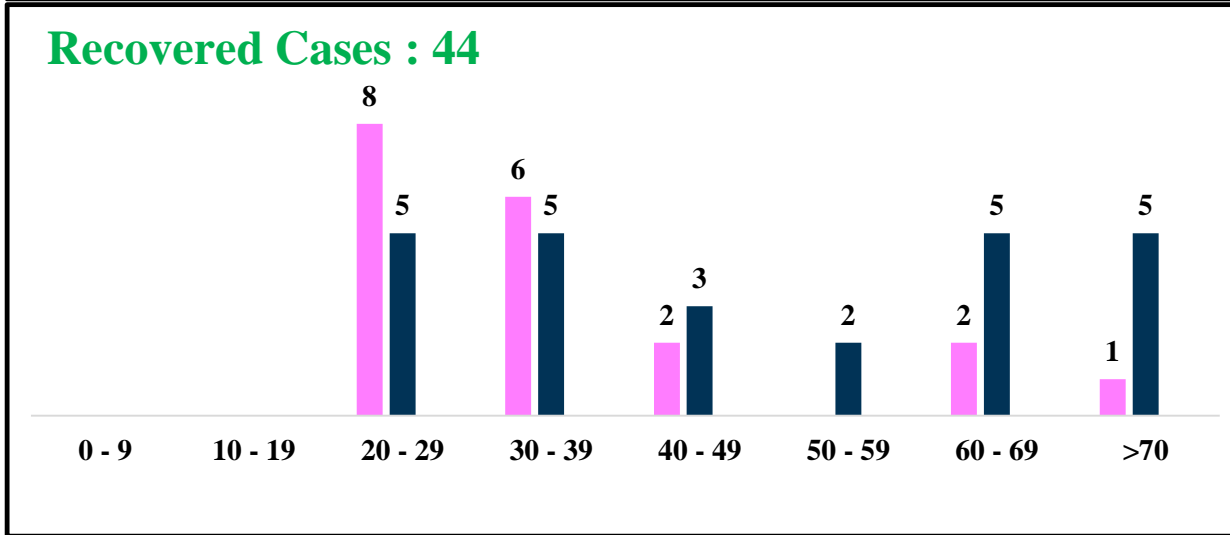
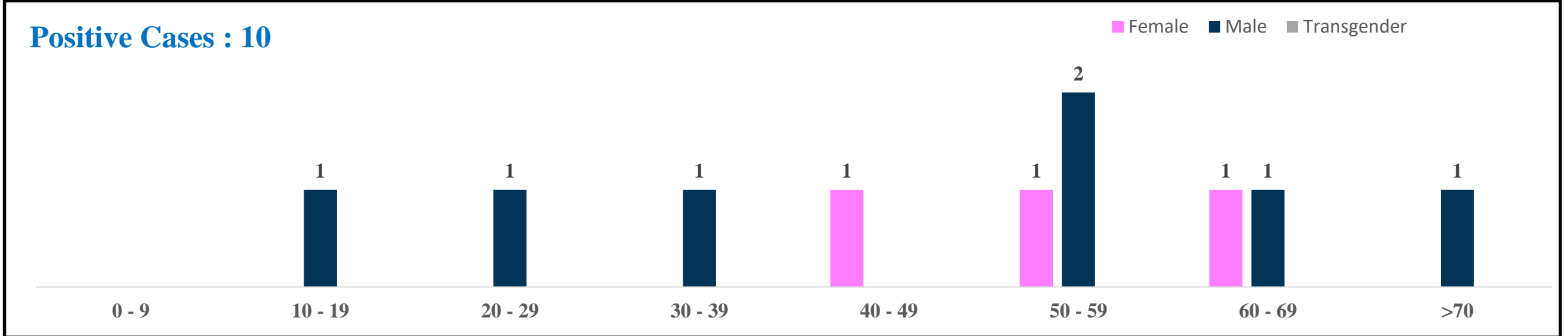


	MALE			FEMALE			TRANSGENDER			TOTAL		
	Last 24 Hours	Last 7 Days	Cumulative	Last 24 Hours	Last 7 Days	Cumulative	Last 24 Hours	Last 7 Days	Cumulative	Last 24 Hours	Last 7 Days	Cumulative
Positive Cases	7	78	11,06,437	3	49	7,69,763	0	0	196	10	127	18,76,396
Recovered Cases	25	182	10,93,871	19	140	7,64,004	0	0	187	44	322	18,58,062
Death Cases	0	0	10,760	0	0	6,226	0	0	4	0	0	16,990
Total Tests Done	In Last 24 hrs. : 524			In last 7 days : 5,665			Cumulative : 3,19,94,042					
Vaccine Doses Administered	In Last 24 hrs. : 59			In last 7 days : 1,408			Cumulative : 2,04,94,176					
ACTIVE CASES							1,344					

*Covid deaths occurred today : 00 | Covid deaths occurred beyond last 24hrs., reported today : 00



LAST 24 HOURS AGE GROUP AND GENDER WISE DISTRIBUTION

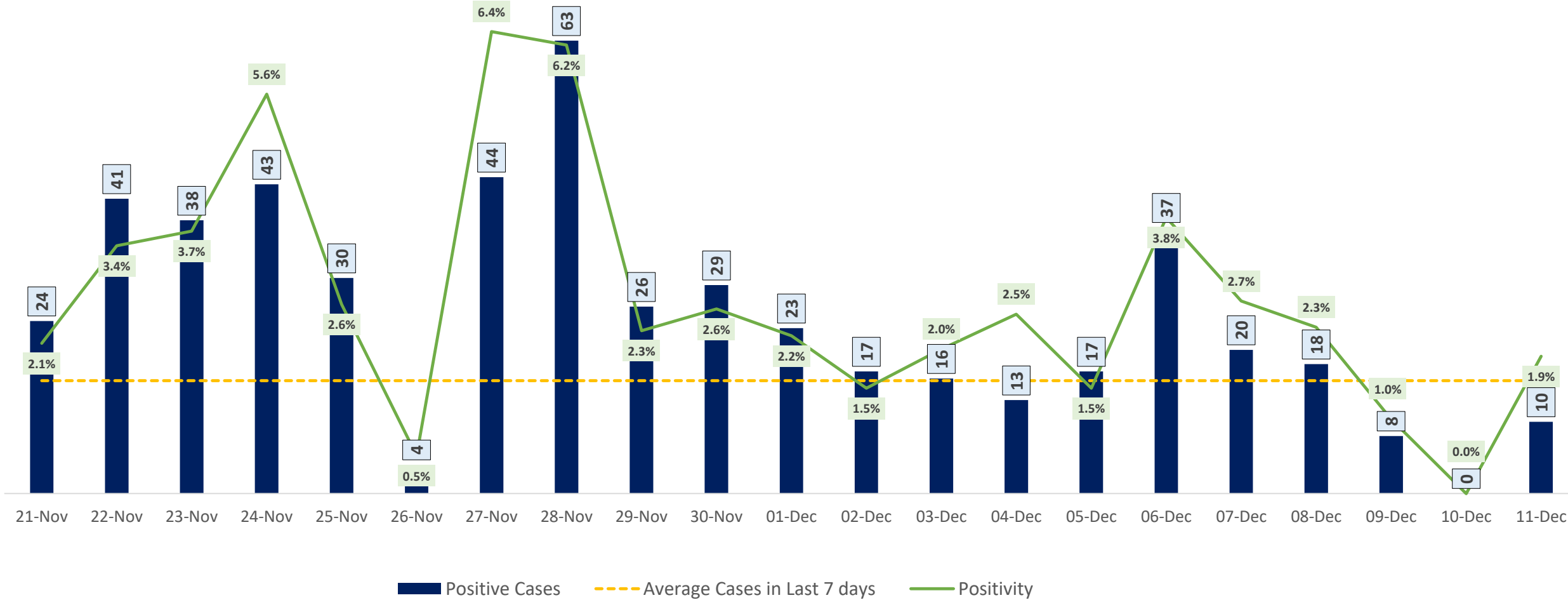




POSITIVITY RATE OF BENGALURU – LAST 21 DAYS



Average Cases in Last 7 days : 16

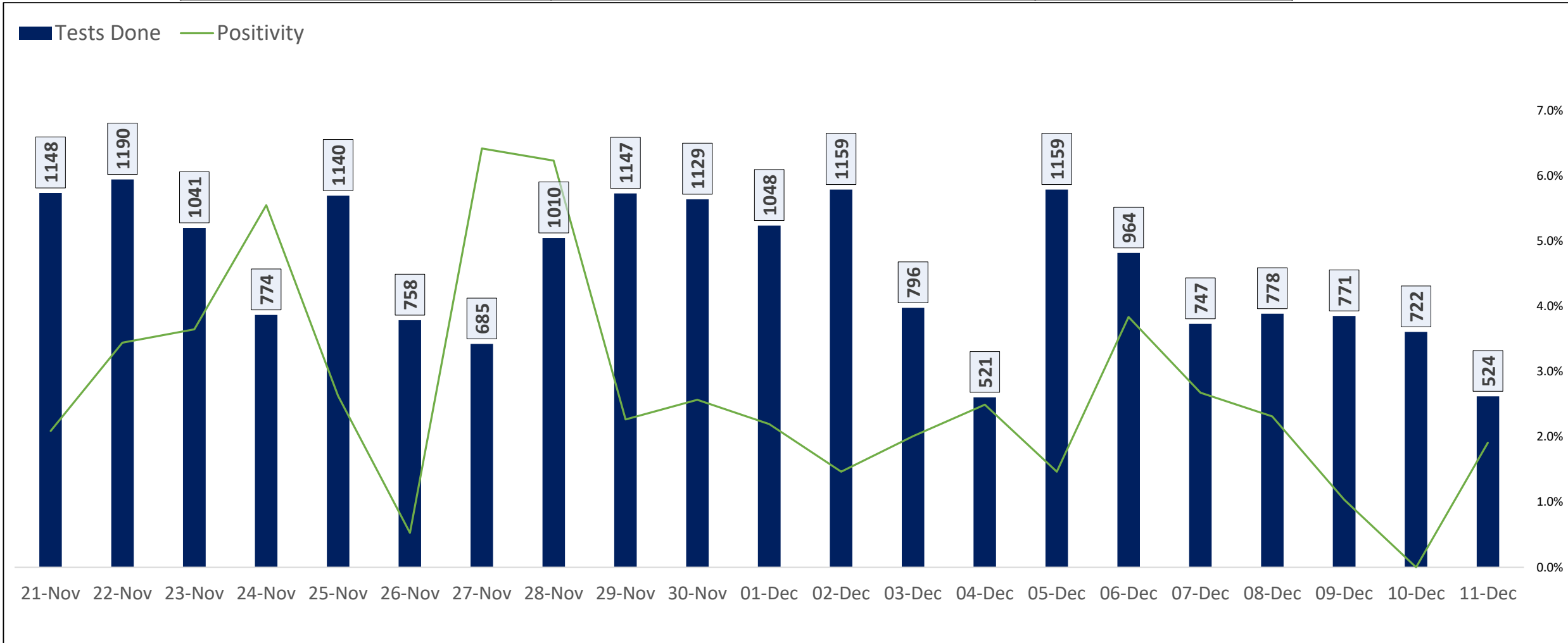




TESTING TRENDS IN BENGALURU

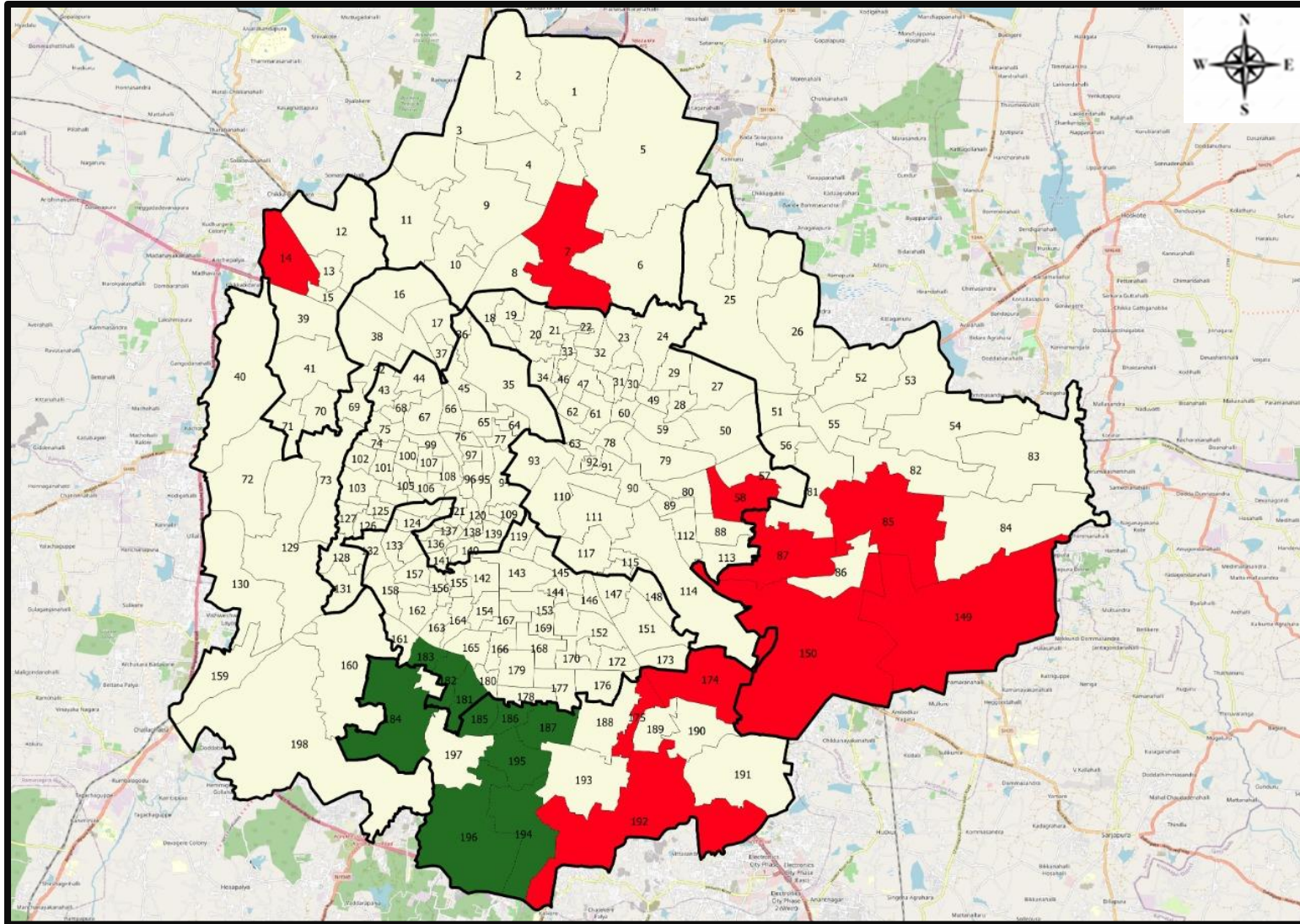


Total Test Conducted Till Date	Test Conducted Last 24 hours	Last 7 Days Average
3,19,94,042	524	809





BENGALURU URBAN MAP SHOWING TREND OF POSITIVE CASES IN LAST 7 DAYS



Top 10 wards reporting highest number of positive cases in last 10 days

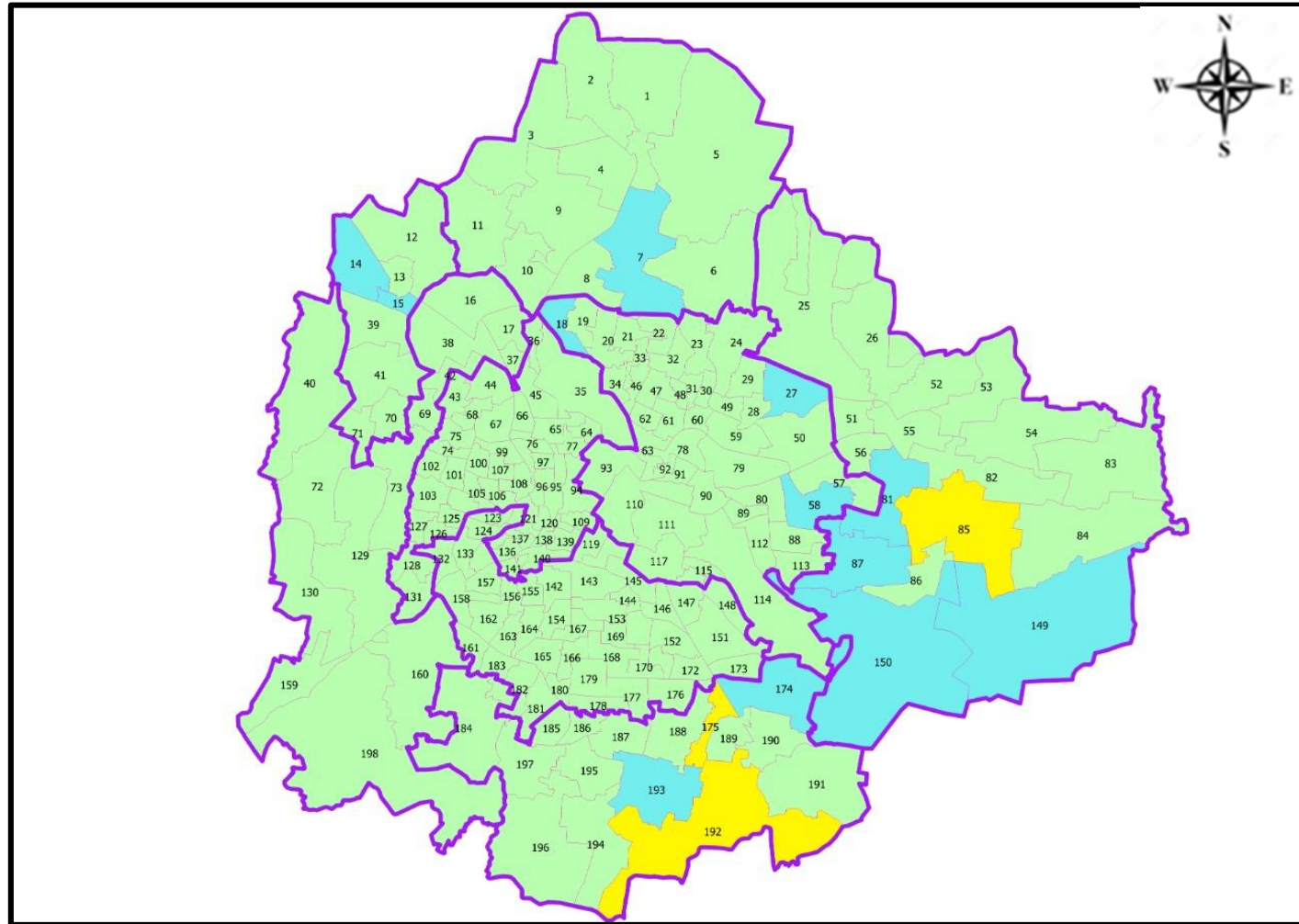
Ward No.	Ward Name	Daily Cases Average
192	Begur	1
85	Dodda Nekkundi	1
175	Bommanahalli	1
174	HSR Layout	1
7	Byatarayanapura	1
58	New Tippasandra	1
87	HAL Airport	1
149	Varthuru	1
150	Bellanduru	1
14	Bagalakunte	0







Top 10 wards reporting least number of positive cases in last 7 days

Ward No.	Ward Name	Daily Cases Average
196	Anjanapura	0
195	Konanakunte	0
194	Gottigere	0
187	Puttenahalli	0
186	Jaraganahalli	0
185	Yelchenahalli	0
184	Uttarahalli	0
183	Chikkalsandra	0
182	Padmanabha Nagar	0
181	Kumaraswamy Layout	0



BENGALURU MAP SHOWING INTENSITY OF POSITIVE CASES IN LAST 7 DAYS



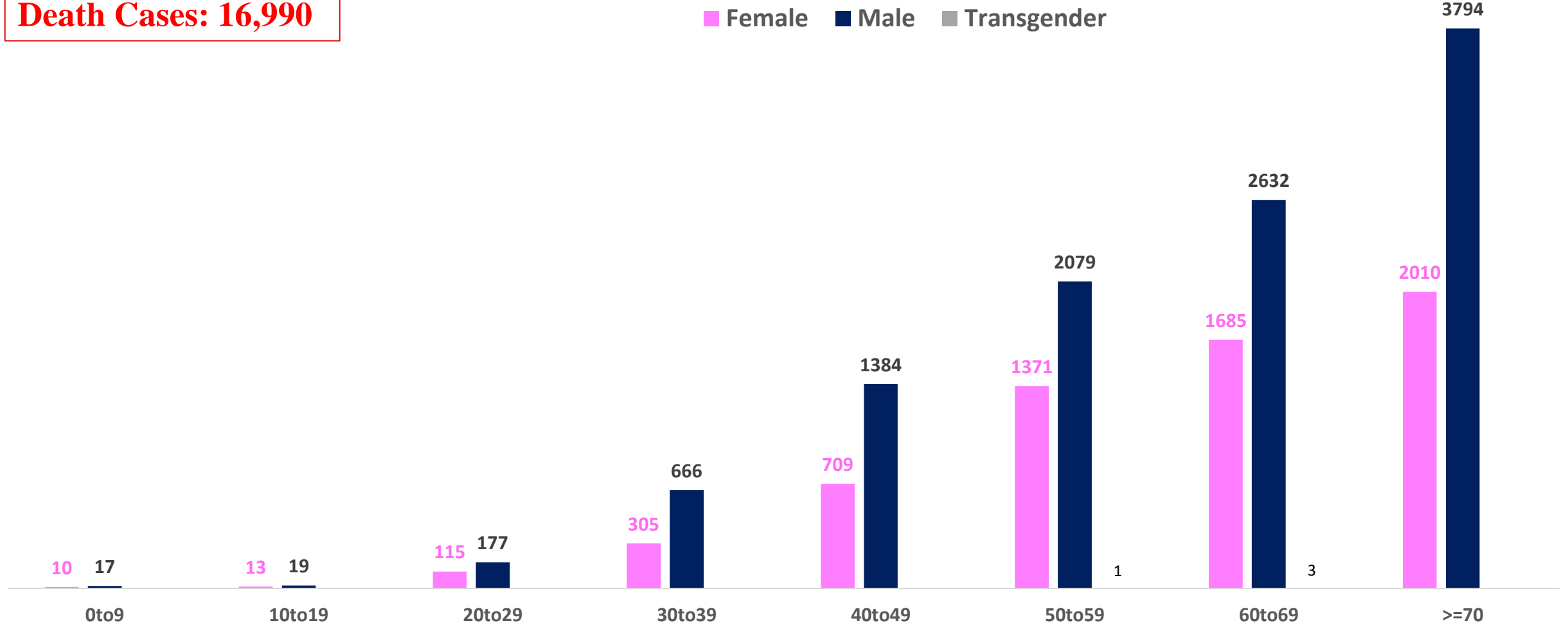
-  **Level 1 : 0 to 2 Cases**
-  **Level 2 : 2 to 5 Cases**
-  **Level 3 : 5 to 10 Cases**
-  **Level 4 : 10 to 25 Cases**
-  **Level 5 : More than 25 Cases**
-  **Zone Boundaries**



AGE AND GENDER WISE DISTRIBUTION OF DEATH CASES



Death Cases: 16,990





COVID-19 SCENARIO IN BENGALURU AND OTHER METROPOLITAN CITIES



CITY NAME	Positive Cases	Active Cases	Recovered	Deceased	Vaccine Doses Administered
New Delhi	20,07,029	19	19,80,491	26,519	3,73,17,328
Bengaluru*	18,76,396	1,344	18,58,062	16,990	2,37,78,980
Mumbai	11,54,075	73	11,34,258	19,744	2,21,34,555
Chennai	7,93,139	21	7,84,047	9,071	1,13,96,462

Source : <https://dashboard.cowin.gov.in/> at 5:00pm (12.12.2022)
Source : <https://www.covid19bharat.org/> at 5:00pm (12.12.2022)

*includes BBMP & Bengaluru Urban



SNAPSHOT OF COVID-19 CASES IN BENGALURU URBAN



**Total Wards With
< = 5 Cases* :
194**

**Tests Conducted
on 11.12.2022:
524**

**Recovery
Rate*:
99.02%**

**Total
Active Cases :
1,344**

**Total Vaccinated
on 11.12.2022:
59**

**Positivity
Rate* :
2.24%**

**Active
Rate*:
0.07%**

**Case
Fatality Rate* :
0.00%**





*Total positive cases In the past 7 days

*CFR and positivity is for Past 7 days



ಬೃಹತ್ ಬೆಂಗಳೂರು ಮಹಾನಗರ ಪಾಲಿಕೆ
Bruhat Bengaluru Mahanagara Palike



Download BBMP Bulletin	https://apps.bbmpgov.in/covid19/mediabulletin.php
To register for vaccination :	https://selfregistration.cowin.gov.in/
BBMP COVID19 Dashboard:	https://apps.bbmpgov.in/covid19/
Follow us on:	 www.facebook.com/bbmp.comm1/
	 twitter.com/BBMPCOMM
	  BBMPSplHealth

Issued by:

Honorable Chief Commissioner, BBMP
Special Commissioner Health & IT, BBMP
MD, Bengaluru Smart City Limited

THANK YOU !

